

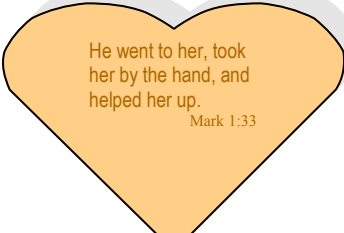
KIDZONE

KidZone Hour Children, nursery age thru 6th grade, may drop in any time between 9:45 and 10:45 to "hang out" with other St. Stephen children, while their parents are in the adult Gathering Space Class and older siblings attend The Breakfast Club. They will enjoy snacks, craft activities, games and fellowship. Come to the nursery room first to find out where the activities will be taking place. Parents or older siblings are requested to come to the activity area at 10:45 to pick up the children. Parents may send along any snacks or craft activities for use during this time. Children may also bring special toys with them. Thank you.


SUNDAY LESSONS!

(age 4—grade 4)

DURING THE 2ND SERVICE FOLLOWING THE CHILDREN'S SERMON THRU THE PEACE
age-appropriate and fun lesson, along with a snack



He went to her, took her by the hand, and helped her up.
Mark 1:33



This is my own dear Son – Listen to him!
Mark 9:7

2/5/12

EPIPHANY 5

Jesus Heals Mark 1:29-39

2/12/12 (10:00 service)

EPIPHANY 6

Naaman Is Healed 2 Kings 5:1-19

2/19/12


TRANSFIGURATION SUNDAY

The Transfiguration Mark 9:2-9


2/26/12

LENT 1

Noah's Ark Genesis 6-9



Surely the Lord will forgive me!
2 Kings 5:18



Never again will I destroy all living beings, as I have done this time.
Genesis 8:21

Parents, please be sure your children are wearing their name tags when they enter the sanctuary for the worship service. Guests of the children are welcome to join us for the lessons at any time; you may ask one of the ushers or greeters to make the child a name tag in the appropriate color to help the leader greet the visitor by name. The children take home "Faith on the Go" each week. On the last page are suggestions for actions during the week using the lesson learned on Sunday. You may also wish to read the Bible verses on the first page to reinforce the lesson and the Bible story. Please contact Libby Boldt with any questions, concerns or suggestions.



You and your family are invited to join us for our family

Game Night
FEBRUARY 12TH

at church from

5:00-7:00PM.

Food, refreshments and **FUN** will be provided.

All are welcome.



FORGIVENESS Game

Try this twist on musical chairs.

What you need:

- 28 large index cards
- Black marker
- Two teams of people
- Radio or CD player

What you do:

1. On index cards, write out *forgiveness*, one letter per card. Make two sets (two F's, two O's, etc.).
2. Mix up the cards and form them face up in a circle on the floor. (You'll have six blanks mixed in.)
3. Have teams mix themselves up and stand in a circle around the cards. Ask an extra person to turn the music on and off.
4. As the music plays, teams walk around the circle. When the music stops, players each pick up the card nearest them.
5. Team members take their cards to a designated area and try to spell forgiveness. Any double letters or blanks go back to the "music person," who reorganizes remaining cards, spacing them evenly into a fresh circle.
6. Play continues until one team spells *forgiveness*.



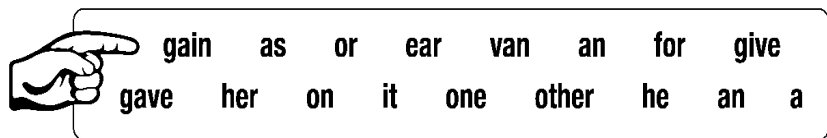
PUZZLE

FOLLOW GOD'S EXAMPLE

In a letter to the church in Colossae, the apostle Paul wrote about the importance of forgiveness.

•••• DIRECTIONS ••••

To complete Colossians 3:13 (NIV), use the smaller words to fill in the larger words.



B _____ w _____ h each
 ot _____ d _____ give
 _____ e an _____ if _____ y
 of you h _____ grie _____ ce
 a _____ st some _____ .
 For _____ as t _____ L _____ d
 for _____ you.”

COLOSSIANS 3:13, NIV

Answers: "Bear with each other and forgive one another if any of you has a grievance against someone. Forgive as the Lord forgave you." Colossians 3:13, NIV